

ANNUAL TESTING PRESENTATION

October 15, 2018

Karen A. Chase
Assistant Superintendent of Curriculum and Instruction
School District of the Chathams



STATE OF NEW JERSEY
DEPARTMENT OF EDUCATION

Statewide Assessments Testing Schedule 2018-2019

Assessment	Grades	Computer Administration Window
PARCC Fall Block Administration	High School	November 26, 2018 to January 15, 2019
PARCC Regular Administration	3 to 8, and High School	April 8 to May 28, 2019
PARCC Spring Block Administration	High School	April 22 to June 7, 2019
PARCC Summer Administration	High School	July 29 to August 9, 2019
PARCC Appeals ⁱ	High School	NA
Science Assessments Administration	Elementary and Middle	May 6 to June 7, 2019
Science Assessments Administration	High School	May 6 to June 7, 2019

[Source](#)

The Latest

October 3, 2018 – Proposals for N.J.A.C. 6A:8,
Standards and Assessment

Assessment Design Changes

State Assessment Name Change

New Jersey Student Learning Assessments-ELA (NJSLA-ELA)

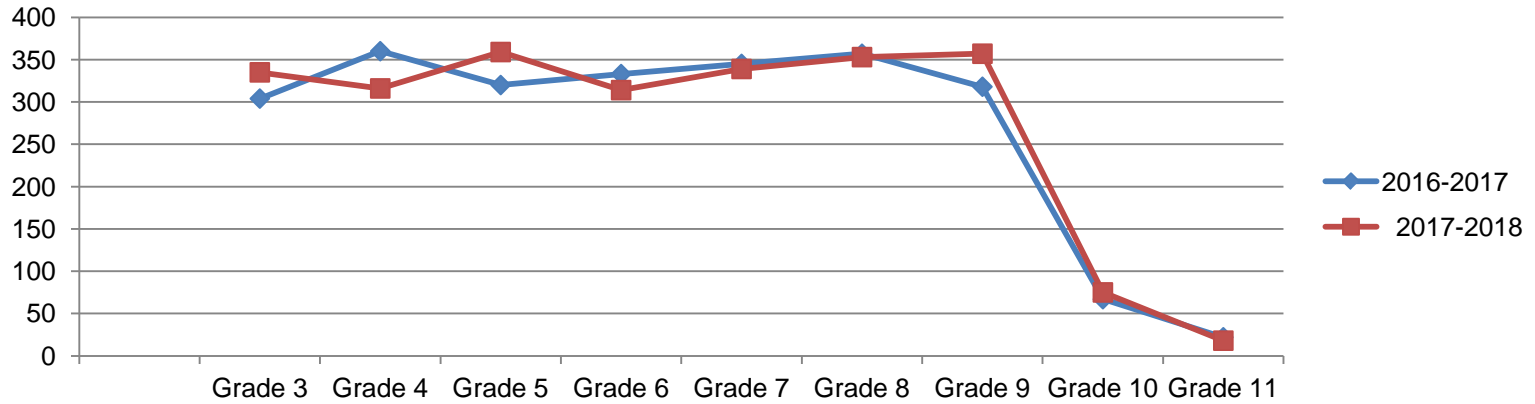
New Jersey Student Learning Assessment-Mathematics (NJSLA-M)

Reduction in the Length and Time of the Tests (Spring 2019)

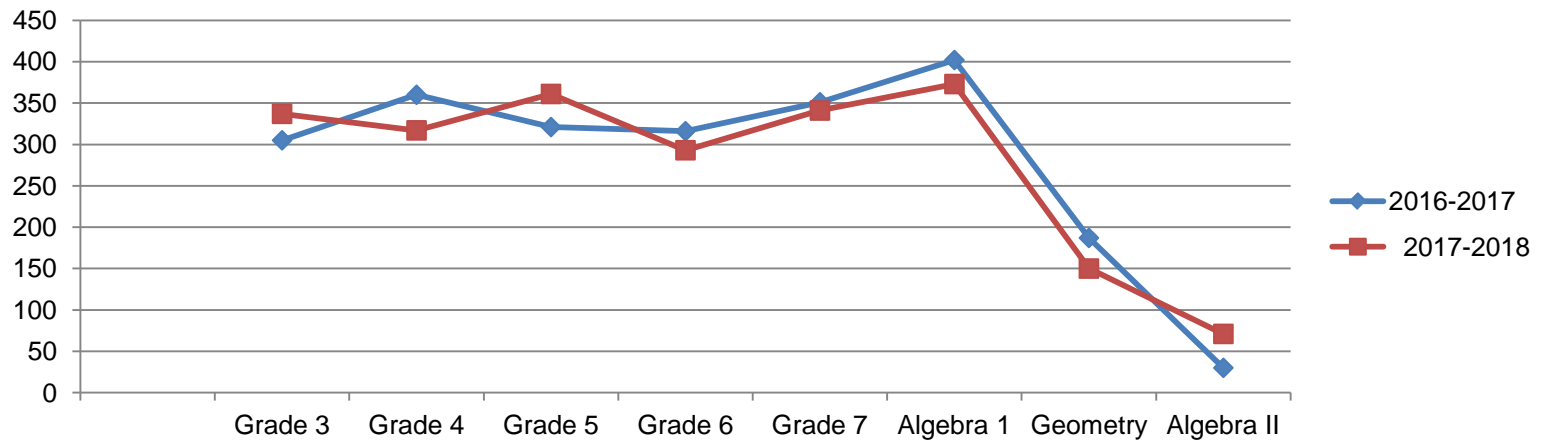
Topic	Current Regulations	Amendments as of October 3, 2018
High School Assessment Component	<ul style="list-style-type: none"> • ELA 9, 10, 11 • Alg. I, Geometry, Alg. II <p><i>An advanced English course with an aligned assessment (IB or AP) may be substituted for the ELA 11 state assessment. Algebra II is not a required course for high school graduation, so every student would not take the Algebra II assessment.</i></p>	<ul style="list-style-type: none"> • ELA 9 and 10 • End-of-course math in 9th and 10th grade (Algebra I and Geometry or Geometry and Algebra II)
Graduation Assessment Requirements	<ul style="list-style-type: none"> • Must take and pass: <ul style="list-style-type: none"> • ELA 10 • Algebra I 	<ul style="list-style-type: none"> • Must take and pass: <ul style="list-style-type: none"> • ELA 10 • Algebra I
Alternative Graduation Assessment Pathways for students who do not pass ELA 10 and/or Algebra I	<ul style="list-style-type: none"> • Starting with the Class of 2021, the only alternative graduation assessment option: <ul style="list-style-type: none"> • Portfolio Appeals Process 	<ul style="list-style-type: none"> • Maintain the menu of graduation assessment options (currently afforded to the Class of 2020) that includes other end-of-course state assessments (e.g. Geometry and Algebra II) and assessments such as ACT, SAT, PSA, ASVAB, and ACCUPLACER • Portfolio Appeals Process
<u>Access</u> to the Menu of Graduation Assessment Options for students who take but do not pass ELA 10 and/or Algebra I	<ul style="list-style-type: none"> • Starting with the Class of 2020, a student must take all other applicable state assessments (Geometry, Algebra II, ELA 9 and 11) prior to being able to avail themselves of the menu of alternative competency assessments 	<ul style="list-style-type: none"> • A student must be remediated in and be offered the opportunity to retake ELA 10 and/or Algebra I (including during the summer)

* **Note:** The amendments to N.J.A.C. 6A:8 were moved to proposal level by the New Jersey State Board of Education on October 3, 2018. Districts must continue to follow the current high school graduation assessment requirements until the proposed changes are adopted by the State Board of Education. The full text of the proposed changes can be accessed via the New Jersey Department of Education's [website](#).

Comparison of Valid Test Scores - ELA



Comparison of Valid Test Scores - Mathematics



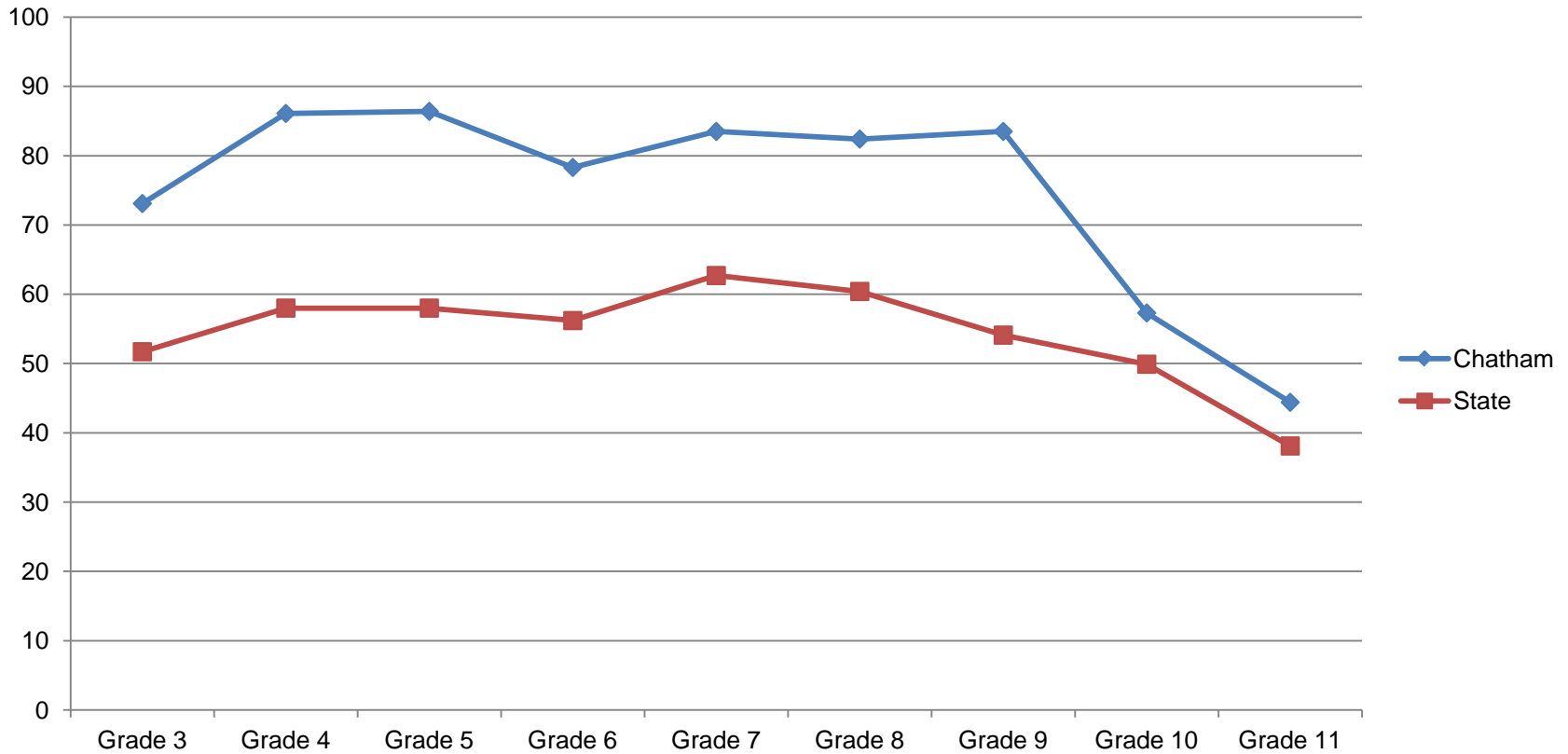
2018 PARCC Grade Level Outcomes English Language Arts

District to State Comparison
Subgroups to State Comparison

2018 PARCC Grade Level Outcomes English Language Arts – District

	Valid Test Scores	% Not Yet Meeting (Level 1)	% Partially Meeting (Level 2)	% Approaching Expectations (Level 3)	% Meeting Expectations (Level 4)	% Exceeding Expectation (Level 5)	District % >= Level 4	NJ % >= Level 4
Grade 3	335	1.8	8.4	16.7	57.9	15.2	73.1	51.7
Grade 4	316	0.6	3.5	9.8	39.9	46.2	86.1	58
Grade 5	359	0.8	1.9	10.9	58.8	27.6	86.4	58
Grade 6	314	1.6	3.2	16.9	54.5	23.9	78.3	56.2
Grade 7	339	0.9	5.3	10.3	40.1	43.4	83.5	62.7
Grade 8	353	1.7	4	11.9	44.2	38.2	82.4	60.4
Grade 9	357	0.8	3.4	12.3	59.7	23.8	83.5	54.1
Grade 10	75	5.3	8	29.3	38.7	18.7	57.3	49.9
Grade 11	18	11.1	16.7	27.8	27.8	16.7	44.4	38.1

District/State Comparison English Language Arts



2018 PARCC Grade Level Outcomes English Language Arts – White

	Valid Test Scores	% Not Yet Meeting (Level 1)	% Partially Meeting (Level 2)	% Approaching Expectations (Level 3)	% Meeting Expectations (Level 4)	% Exceeding Expectation (Level 5)	District % >= Level 4	NJ % >= Level 4 2016-2017
Grade 3	241	1.7	7.9	17.8	59.3	13.3	72.6	61
Grade 4	257	.4	3.1	9.7	42.0	44.7	86.8	67
Grade 5	278	1.1	2.5	11.5	60.8	24.1	84.9	69
Grade 6	245	1.6	3.3	16.3	57.6	21.2	78.8	63
Grade 7	271	0.7	5.5	10.3	43.2	40.2	83.4	69
Grade 8	281	1.8	4.3	12.1	45.9	35.9	81.9	68
Grade 9	306	.7	3.3	12.1	60.5	23.5	84.0	62
Grade 10	56	7.1	8.9	26.8	39.3	17.9	57.1	52
Grade 11	14	14.3	21.4	14.3	35.7	14.3	50	40

2018 PARCC Grade Level Outcomes English Language Arts – subgroup Asian

	Valid Test Scores	% Not Yet Meeting (Level 1)	% Partially Meeting (Level 2)	% Approaching Expectations (Level 3)	% Meeting Expectations (Level 4)	% Exceeding Expectation (Level 5)	District % >= Level 4	NJ % >= Level 4 2016-2017
Grade 3	42	0	9.5	9.5	57.1	23.8	81	76
Grade 4	31	3.2	0	3.2	32.3	61.3	93.5	82
Grade 5	43	0	0	4.7	55.8	39.5	95.3	84
Grade 6	42	0	2.4	7.1	52.4	38.1	90.5	81
Grade 7	39	0	0	5.1	23.1	71.8	94.9	85
Grade 8	37	0	0	2.7	40.5	56.8	97.3	86
Grade 9	<30							80
Grade 10	<30							75
Grade 11	<30							58

2018 PARCC Grade Level Outcomes

English Language Arts – subgroup Special Ed.

	Valid Test Scores	% Not Yet Meeting (Level 1)	% Partially Meeting (Level 2)	% Approaching Expectations (Level 3)	% Meeting Expectations (Level 4)	% Exceeding Expectation (Level 5)	District % >= Level 4	NJ % >= Level 4 2016-2017
Grade 3	64	7.8	20.3	31.3	35.9	4.7	40.6	24
Grade 4	58	3.4	10.3	15.5	53.4	17.2	70.7	25
Grade 5	69	4.3	8.7	27.5	49.3	10.1	59.4	22
Grade 6	55	9.1	9.1	38.2	43.6	0	43.6	17
Grade 7	58	5.2	22.4	31	34.5	6.9	41.4	19
Grade 8	55	9.1	16.4	25.5	40	9.1	49.1	18
Grade 9	53	5.7	15.1	32.1	43.4	3.8	47.2	14
Grade 10	<30							12
Grade 11	<30							12

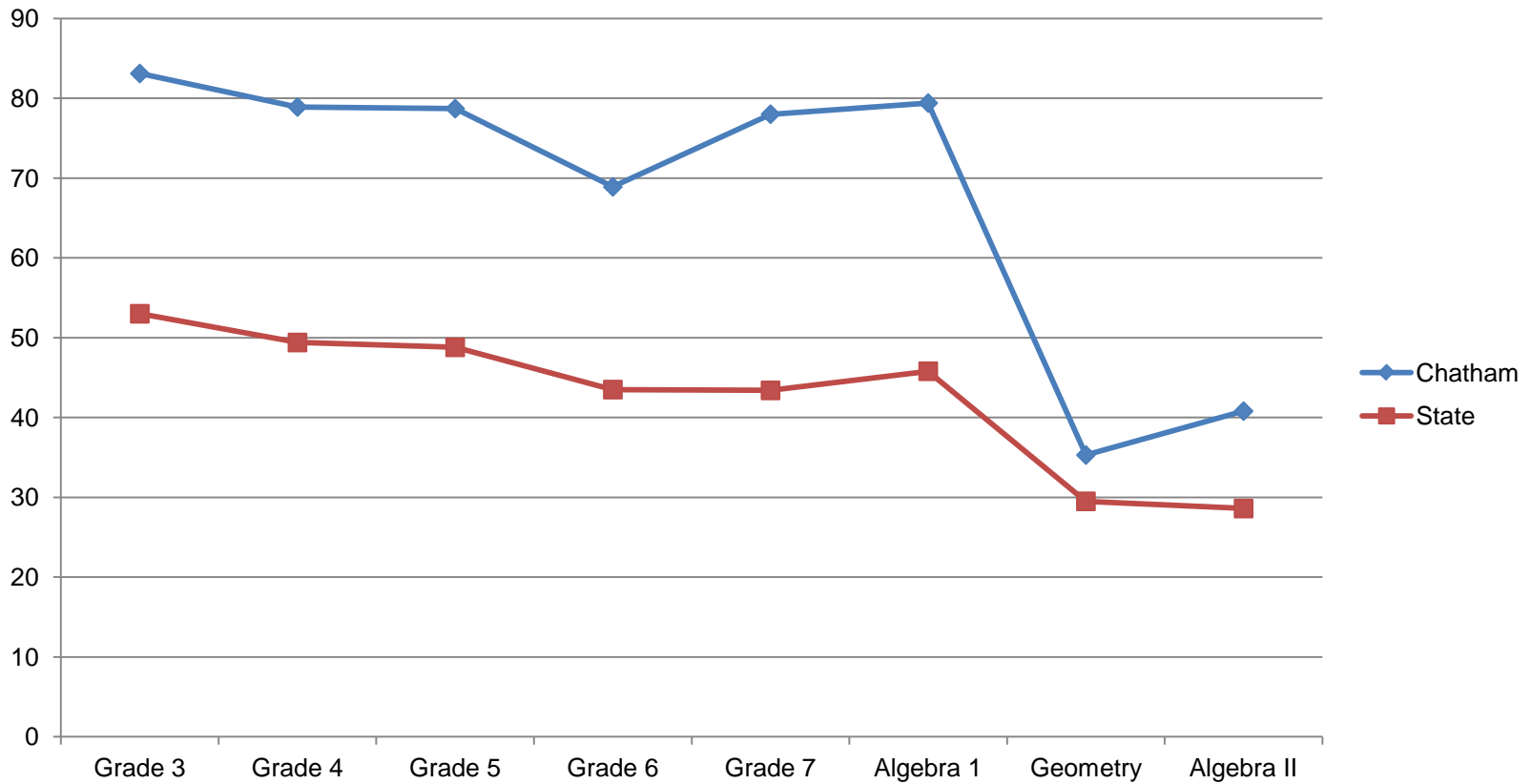
2018 PARCC Grade Level Outcomes Mathematics

District to State Comparison
Subgroups to State Comparison

2018 PARCC Grade Level Outcomes Mathematics - District

	Valid Test Scores	% Not Yet Meeting (Level 1)	% Partially Meeting (Level 2)	% Approaching Expectations (Level 3)	% Meeting Expectations (Level 4)	% Exceeding Expectation (Level 5)	District % >= Level 4	NJ % >= Level 4
Grade 3	337	0.9	3.3	12.8	48.4	34.7	83.1	53
Grade 4	317	2.2	3.5	15.5	57.4	21.5	78.9	49.4
Grade 5	361	1.7	5.8	13.9	51.2	27.4	78.7	48.8
Grade 6	293	2.4	7.2	21.5	55.6	13.3	68.9	43.5
Grade 7	341	0.9	5.9	15.2	57.2	20.8	78	43.4
Grade 8	(35)	42.9	25.7	25.7	5.7	0.0	5.7	28.2
Algebra 1	373	1.3	5.4	13.9	63	16.4	79.4	45.8
Geometry	150	3.3	23.3	38	22.7	12.7	35.3	29.5
Algebra II	71	11.3	21.1	26.8	31	9.9	40.8	28.6

District/State Comparison Mathematics



2018 PARCC Grade Level Outcomes Mathematics – White

	Valid Test Scores	% Not Yet Meeting (Level 1)	% Partially Meeting (Level 2)	% Approaching Expectations (Level 3)	% Meeting Expectations (Level 4)	% Exceeding Expectation (Level 5)	District % >= Level 4	NJ % >= Level 4 2016-2017
Grade 3	241	1.2	4.1	13.3	49.4	32.0	81.3	63
Grade 4	257	1.6	2.3	17.5	60.7	17.9	78.6	59
Grade 5	279	1.8	6.5	16.5	50.9	24.4	75.3	57
Grade 6	236	2.5	6.4	23.3	56.8	11.0	67.8	54
Grade 7	272	1.1	5.1	16.9	59.6	17.3	76.8	49
Grade 8	<30							35
Algebra 1	303	1.7	5.6	15.5	64.0	13.2	77.2	52
Geometry	114	2.6	22.8	46.5	22.8	5.3	28.1	38
Algebra II	58	12.1	24.1	25.9	31.0	6.9	37.9	32

2018 PARCC Grade Level Outcomes Mathematics – subgroup Asian

	Valid Test Scores	% Not Yet Meeting (Level 1)	% Partially Meeting (Level 2)	% Approaching Expectations (Level 3)	% Meeting Expectations (Level 4)	% Exceeding Expectation (Level 5)	District % >= Level 4	NJ % >= Level 4 (2016-2017)
Grade 3	43	0	0	7	41.9	51.2	93	83
Grade 4	32	3.1	0	3.1	56.3	37.5	93.8	80
Grade 5	44	0	2.3	4.5	45.5	47.7	93.2	79
Grade 6	31	0	3.2	6.5	61.3	29	90.3	78
Grade 7	40	0	0	2.5	47.5	50	97.5	73
Grade 8	<30							51
Algebra 1	40	0	0	2.5	57.5	40	97.5	76
Geometry	<30							66
Algebra II	<30							61

2018 PARCC Grade Level Outcomes Mathematics – subgroup Special Ed.

	Valid Test Scores	% Not Yet Meeting (Level 1)	% Partially Meeting (Level 2)	% Approaching Expectations (Level 3)	% Meeting Expectations (Level 4)	% Exceeding Expectation (Level 5)	District % >= Level 4	NJ % >= Level 4 (2016-2017)
Grade 3	64	4.7	15.6	23.4	39.1	17.2	56.3	29
Grade 4	58	12.1	13.8	20.7	46.6	6.9	53.4	22
Grade 5	70	8.6	15.7	21.4	42.9	11.4	54.3	19
Grade 6	56	12.5	19.6	33.9	32.1	1.8	33.9	13
Grade 7	58	5.2	20.7	41.4	31	1.7	32.8	11
Grade 8	<30							9
Algebra 1	69	7.2	24.6	27.5	36.2	4.3	40.6	10
Geometry	38	10.5	42.1	31.6	15.8	0	15.8	5
Algebra II	<30							4

Thank you for your continued support.